

# High Five

## Monster Party!

Pumpkin Craft

Page 34



Find this  
hidden  
pencil!

Pages 10-11



# Dear Readers

## The Little Things



**How do you pick a pumpkin?** As a kid, my family would travel to the same pumpkin patch every year. The farm had the best pumpkins and the most delicious pumpkin-chocolate-chip cookies. Even though the car ride was long and involved hairpin turns, we wouldn't go anywhere else. This trip was a key part of our fall adventures.

Because of the pandemic, Halloween will likely look different this year. Parents and communities across the country will be grappling with how to safely celebrate. But, as you know, Halloween isn't about a single night. In this issue, we have activities for your family that lean into the preparation and anticipation of the holiday. Grab a squeeze bottle for "Paint a Pumpkin" (pages 34–35), a no-fail and delightful way to decorate a pumpkin. Take inspiration from "Leaves" (pages 26–28) to explore the leaves in your backyard or the lettuce leaves from the grocery store. And if you're a baker, try our recipe for pumpkin bread (pages 32–33). Although the big day may not look the same, the small things are still there.

Sincerely,

Meghan Dombrink-Green, Editor

We love to hear from you!  
[eds@highlights.com](mailto:eds@highlights.com)

## Your High Five!

Send us your photos at [highlights.com/HighFive](https://highlights.com/HighFive).



Jayden, age 3, from California is all smiles as he shows his shark marionette from February 2020.

Find more photos of readers like you on the back cover!

## Highlights High Five

Volume 14 • Number 10 • Issue No. 166

### Editor in Chief, Chief Purpose Officer:

Christine French Cully

**EVP, Product Development:** Mary-Alice Moore

**VP, Magazine Group Editorial:** Jamie Bryant

**Creative Director:** Marie O'Neill

**Editor:** Meghan Dombrink-Green

**Art Director:** Yvonne Duran

**Copy Editor:** Patty Courtright

**Production Assistant:** Susan Shadle Erb

### Editorial Offices

807 Church Street,  
Honesdale, PA 18431-1895.

**E-mail:** [eds@highlights.com](mailto:eds@highlights.com)

**CEO:** Kent S. Johnson

**President:** Lece Lohr

**SVP, International and Global Content Licensing:** Andy Shafran

### Business Offices

Highlights for Children, Inc.,  
1800 Watermark Drive,  
P.O. Box 269, Columbus, OH 43216-0269.

Copyright © 2020, Highlights for Children, Inc.  
All rights reserved.

*Highlights High Five* is published monthly.

Cover price: \$5.99

ISSN 1943-1465 (print) • ISSN 2330-6955 (online)

Printed by LSC Communications, Danville, KY

**Designed for use in all the classrooms of early childhood, including child-care centers, preschools, schools, and the home.**

Periodicals postage paid at Columbus, OH; Toronto, ON; and at additional mailing offices.

**U.S. POSTMASTER:** Send address changes to Highlights High Five, P.O. Box 6038, Harlan, IA 51593-1538. **CANADA POST:** Publications Mail Agreement No. 40065670. Return undeliverable Canadian addresses to P.O. Box 99 Stn. Main, Milton, ON L9T 9Z9.

Sometimes we make our list of customer names available to other carefully screened companies whose products and services might be of interest to you. We never provide children's names. If you do not wish to receive these mailings, please contact us and include your account number.

To subscribe to *High Five* or switch your subscription to *Highlights*, make a payment, change your address, or for other customer-service needs, such as changing your contact preference, please contact us:

**Online:** [Highlights.com](https://highlights.com)

**Call:** 1-800-255-9517

**Write:** P.O. Box 5878, Harlan, IA 51593-1378



*Highlights High Five* has received the Family Choice Award, the Association of Educational Publishers Distinguished Achievement Award for Preschool Fiction and the Preschool Periodical of the Year Award, the *Learning Magazine* Teachers' Choice™ Award for the Family, the NAPPA Gold and Silver Awards, and awards from Parents' Choice and the National Parenting Center.

As part of our mission to help make the world a better place for the children of today and tomorrow, Highlights is committed to making responsible business decisions that will protect our natural resources and reduce our environmental impact.

### Credits

Front-cover art: Mitch Mortimer

Side-pattern and doodle art: Liz M. Williams

Editor photo: Jim Filipski, Guy Cali

Associates, Inc.

Back-cover art: Anja Boretzki

HF1020\_182736



# October

2020!

## Activities



- 4 **Verse** Spider's Sticky Web
- 5 **The Adventures of Spot**  
Pumpkin Surprise
- 6 **Tex and Indi** Doggy Dress-Up
- 12 **Fiction** My Lion Cub
- 20 **English and Spanish**  
Lola Chick: Counting to Sleep
- 26 **Nonfiction** Leaves
- 30 **Graphic Story**  
Monster's Birthday Cake

## Puzzles

- 10 **My First Hidden Pictures**  
Autumn at the Lake
- 16 **Look and Look Again**  
Spooky Snack Attack
- 18 **That's Silly!** Construction Zone
- 24 **Poem Puzzle** The Problem with Pickles
- 36 **Back Cover** Find the Acorn

- 29 **Move It!** Do the Twist
- 32 **Recipe** Pumpkin Bread
- 34 **Craft** Paint a Pumpkin

## Join the fun!

-  [HighlightsForChildren](#)
-  [HighlightsForChildren](#)
-  [Highlights](#)

## Life During COVID-19

These are challenging times! You can find tips, ideas, and things to do in the Highlights@Home segments on Highlights.com, on our YouTube channels, and on HighlightsKids.com.

**We'd love to hear how you're doing. You can write to us at [eds@highlights.com](mailto:eds@highlights.com).**



# Spider's Sticky Web

By Fernanda G. Valentino ★ Art by Kristyna Litten

Swinging by her silky thread,  
Spider spins her sticky web.  
Up and down and around she goes,  
Perfect circles, perfect rows...  
When she's done, she'll sit and wait.  
Those tasty flies are sometimes late!







# PUMPKIN SURPRISE

Episode #166

By Marileta Robinson ★ Art by Ron Zalme




Tommy has a pumpkin.



Why is he cutting a hole in it?



He scoops out the pulp.



More holes—what are they for?



“Almost ready,” says Tommy.



“Spot, meet Mr. Jack O’Lantern.”



# Doggy Dress-Up


By Lissa Rovetch ★ Art by Deborah Melmon

It was the day of the dog costume parade at Tex and Indi's parents' grocery store.

"Welcome," said Dad. "We have hot chocolate and pumpkin cookies for everybody."

"And we have doggy treats for your wonderfully dressed-up pups," said Mom.





“Apollo had a superhero cape,” said Jayden. “But it ripped off on our way over.”


“That’s too bad,” said Indi.

“Maybe we could help make him a new costume,” suggested Tex.

“Thanks,” said Jayden. “But I don’t think there’s time.”



While they were talking, a collie, a Chihuahua, and Apollo decided to play. They raced around and then crashed into the flour display! Bags of flour fell from the display and tore open. A flour-covered Apollo dashed out.



“I’m sorry!” said Jayden. “I’ll help clean up.”  
“No worries,” said Dad. “We have a broom.”  
“And the other good news,” Indi giggled, “is that Apollo made the perfect ghost costume, all by himself!” ㄣ

# My First Hidden Pictures



## Autumn at the Lake



Glove



Pencil



Cane



Cupcake



Broccoli



Art by Betania Zacarias

Find the objects hidden in the picture!



Comb



Banana



Envelope



Football

Can you find  
this football  
on the back  
cover?

Fiction



# My Lion Cub

By Juli Mayer ★ Art by Pauline Reeves



Baby animals—they can be plain.  
But I prefer one with a mane.  
While some may say that he's a brute,  
I say, "Not mine. He's sweet and cute!"

When I patty-cake his paws,  
I'm careful of his lion claws.



We love to wrestle on the rug  
and end up in a “lion hug.”





In bed, at night, he roars and leaps.  
It makes it hard for me to sleep.  
You may think he is rough and tough,  
but my lion cub's a toy that's stuffed! 🦁

Look and Look Again

# Spooky



How are these pictures the same?

# Snack Attack



**How are they different?**

**That's Silly!**

Art by Gareth Lucas

# Construc



# tion Zone

What silly  
things do  
you see?





# Counting to Sleep

By Ana Galán ★ Art by Francesca Assirelli ★ Spanish pronunciation by Linda Elman, Ph.D.



Lola Chick was in bed, but she couldn't fall asleep.

**“¡No puedo dormir!”** she said.

Grandma Hen came to her room.

“Why don't you try counting stars?” she asked.

**¡No puedo dormir!**

no PWEH-doh dohr-MEER  
I can't sleep!



Lola Chick started counting.

**“Una, dos, tres,”** she said. She waited to fall asleep, but she couldn’t.

“That was only three stars. Keep counting,” said Grandma Hen.

**Una, dos, tres.**

OO-nah DOHSS TREHSS  
One, two, three.

**Cuatro, cinco, seis.**

KWAH-troh SEEN-koh SAYSS  
Four, five, six.

**“Cuatro, cinco, seis,”** counted Lola Chick.  
Again she paused, waiting to fall asleep. But  
it still didn’t work.

“Why don’t you try counting to ten?” asked  
Grandma Hen.





So Lola Chick continued counting.  
“**Siete, ocho, nueve ...**” she said,  
dozing off.

Grandma Hen peeked over at Lola  
Chick and smiled. “**Diez.** Ten is your  
magic number.” 4

**Siete, ocho, nueve.**

see-EH-teh OH-choh  
noo-EH-veh  
Seven, eight, nine.

**Diez.**

DEE-ehss  
Ten.

# The Problem with Pickles

By Virginia Martin ★ Art by Matt Robertson

The problem with pickles is not that they're green.  
They're yummy for dinner, for lunch, and between.  
I like to eat pickles; my teeth make them crunch.  
Both big ones and small ones I'll happily munch.  
The problem with pickles is this empty jar.  
In my house the pickles don't go very far.

How many **P**'s do you see in  
the picture?

What else do you see?






Nonfiction

# Leaves

By Peggy Ashbrook ★ Art by Emily Balsley

Peggy Ashbrook is an early childhood science educator.

Leaves can be many sizes and shapes. People can eat certain types of leaves. Lettuces, collards, and kale are some of them.



**Feel a leaf.**



**Paint a leaf shape.  
Or make it using  
clay. Add any  
details you notice.**



**Drip water on one side of the leaf. What do you notice?**  
**Drip water on the other side.**



**Tear through the leaf to see its structure.**

Do leaves have the same parts?  
Collect a few leaves to find out! 🍴



# Do the *Twist*

Twist your torso and stretch your arms. Where do your arms point?




What other things twist and turn?



# MONSTER'S BIRTHDAY CAKE


By Cara Krenn ★ Art by Kelly Kennedy





# Recipe

By Sandra K. Nissenberg, M.S., R.D. ★ Art by Denise Holmes




## 1 Spray.

*Adult:* Preheat the oven to 350°F. Spray two loaf pans with cooking spray.



## 2 Mix.

In a medium bowl, mix flour, cinnamon, nutmeg, salt, and baking soda.



## You Need

- Cooking spray
- 3 cups all-purpose flour
- 1 teaspoon cinnamon
- 1 teaspoon nutmeg
- 1 teaspoon salt
- 1 teaspoon baking soda
- 4 large eggs
- 1½ cups sugar
- 1 (15-ounce) can pumpkin
- ½ cup vegetable oil
- ½ cup applesauce
- 1 teaspoon vanilla extract
- ½ cup chocolate chips

# Pumpkin Bread



## 3 Whisk.

In a large bowl, whisk eggs. Add sugar, pumpkin, oil, applesauce, vanilla, and chocolate chips.



## 4 Pour.

Mix wet and dry ingredients in the large bowl. Pour the batter into the pans. *Adult: Bake 50–55 minutes.*

# Paint a Pumpkin

## You Need

- ★ Tray
- ★ Paper
- ★ Metal rack
- ★ Pumpkin
- ★ Acrylic paint
- ★ Water
- ★ Squeeze bottle



## 1 Cover.

Cover a tray with paper. Set metal rack and pumpkin on tray.





**Squeezy fun:** No brush needed!

## 2 Mix.

Mix three parts paint and one part water in a squeeze bottle.



## 3 Squeeze.

Squeeze the bottle in a circular motion above the pumpkin. When finished, let dry overnight.